

A close-up, slightly blurred photograph of the American flag, showing the blue field with white stars and the red and white stripes. The flag is draped and folded, creating a sense of movement and texture.

Grayhawk Flight

July 2021

Inside:

***Cool Off This Summer
at Soda Jerk***

Monsoon Safety Tips

**WE HAVE
CASH
BUYERS
PAYING
TOP PRICE**

GRAYHAWK'S TOP 10

MAY 2021 TOP 10 GRAYHAWK HOME SALES

ADDRESS	PRICE	BD	BA	SF	\$/SQFT
20152 N 85th Place Scottsdale AZ 85255	\$1,852,000	3	3.5	3,283	\$564.11
8334 E Tailfeather Drive Scottsdale AZ 85255	\$1,850,000	5	4.5	4,174	\$443.21
7994 E Wingspan Way Scottsdale AZ 85255	\$1,650,000	4	4.5	3,449	\$478.40
20621 N 83rd Place Scottsdale AZ 85255	\$1,430,000	4	3.5	3,981	\$359.20
7502 E Nestling Way Scottsdale AZ 85255	\$1,300,000	5	2.5	3,705	\$350.87
20530 N 83rd Place Scottsdale AZ 85255	\$1,230,000	3	2.5	3,103	\$396.39
8442 E Windrunner Drive Scottsdale AZ 85255	\$1,200,000	4	3.5	2,967	\$404.44
19919 N 83rd Place Scottsdale AZ 85255	\$1,151,000	3	3	2,704	\$425.66
20338 N 84th Way Scottsdale AZ 85255	\$1,083,000	4	3.5	2,704	\$337.17
7495 E Nestling Way Scottsdale AZ 85255	\$1,015,000	4	3	3,705	\$273.95

Market Update compiled with ARMLS data 5/1/2021-5/31/2021

**THE MARKET IS HOT!! WE HAVE BUYERS FOR YOUR HOME NOW!!
CALL US TODAY AT 480-999-3238**



9270 E Thompson Peak Unit 347 Scottsdale AZ 85255
3 Bed | 3.5 Bath | 3,219 Sqft | DC Ranch
SOLD FOR \$1,035,000



19700 N 76th Street 1172 Scottsdale AZ 85259
2 Bedroom + Den | 2 Bath | 1,863 Sqft | Grayhawk
SOLD FOR \$510,000



Andrew Bloom
REALTOR®,
Operating Principal



David Van Omen
Associate Broker,
Senior Partner



480-999-3238 | www.BVOLuxuryGroup.com

Features



16 Our Desert
Our Home



18 Monsoon
Safety Tips

INSIDE SCOOP

Board Briefs	6	Trash & Recycling	14
Brush Pickup	7	Still Sweet and Salty	20
In & Around Grayhawk	8	Sip and Tell	21

Grayhawk Community Association

Professionally Managed By



7940 E. Thompson Peak Pkwy.
Suite 102
Scottsdale, AZ 85255
www.grayhawkcommunity.org

Phone
(480) 563-9708

Fax
(480) 563-9709

Talon Guardhouse/Roving Patrol
(480) 502-7685

Raptor Guardhouse
(480) 502-5078

Hours of Operation
Monday - Friday
8:00 am - 5:00 pm

GRAYHAWK STAFF



Stacey Harvey
Community Manager
sharvey@ccmcnet.com



Ashley Scott
Assistant Community Manager
ascott@ccmcnet.com



Jenn Sheets
Director of Communications
jsheets@ccmcnet.com



Sarah Van Duyne
Lifestyle Director
svanduyne@ccmcnet.com



Cierra Austin
Administrative Coordinator
caustin@ccmcnet.com



Richard Dearo
Maintenance Supervisor
rdearo@ccmcnet.com



Chantel Martin
Maintenance Assistant



Martha Castaneda
Maintenance Assistant

Manager's Corner



This month I would like to address security throughout Grayhawk and how you can help the on-site management team to continue to provide a safe environment. I would first like to commend Grayhawk's community patrol and guardhouse staff for the outstanding job they do and for the great service they provide to all of you as homeowners. Grayhawk is a very large community and the community patrol staff deals with a wide range of safety concerns. Some of these they are able to resolve while others require involvement from outside entities, such as the Scottsdale Police Department, APS or the City of Scottsdale.

When dealing with safety or security issues, the primary responsibility for the community patrol officer is to observe and report what has occurred and, if possible, attempt to resolve the problem or situation. Often times this is not possible because Grayhawk's community patrol staff does not perform police duties or functions, and they have been instructed to never put themselves in harm's way.

Grayhawk's community patrol has been effective in addressing many of the (mostly minor) issues that occur within our community. Residents also play a role in the safety in our community. If you observe any suspicious activity in your neighborhood or in a common area located in Grayhawk, please report this to the Grayhawk Community Association (GCA) office or the on-site patrol staff by calling either the Raptor or Talon guardhouse (numbers are found below) and a community patrol officer will be dispatched to the area. You are also encouraged to report any mischievous or inappropriate behavior by children within the community such as skateboarding or bicycle riding on the tennis courts, driving a motorized vehicle on the community trail system or in the greenbelts, or graffiti/ defacing neighborhood monument signs, ramadas, picnic tables, community walls, or mailbox structures. I mention these examples because they have all occurred in the past and with your help, hopefully we can prevent them from happening in the future.

Our community patrol does a good job of detecting this type of activity when driving through the community. However, they cannot be everywhere at once and we appreciate your help in our attempts to reduce incidents of this nature. With your help, together we can make Grayhawk an even better community.

Stacey Harvey

Grayhawk Community Manager

GCA Office: 480-563-9708
Raptor Guardhouse: 480-502-5078
Talon Guardhouse: 480-502-7685

GRAYHAWK ADVERTISING

The Grayhawk Community Association (GCA) offers advertising as a service to our community and does not support or endorse the products, persons or services advertised in the Flight. GCA shall not be held liable or responsible for any misleading or incorrect advertising.

BOARD MEETINGS – JULY 2021

Board meetings are open to residents and we encourage you to attend.
Your involvement does make a difference!

Grayhawk Board of Directors

No Meeting Scheduled. Call the GCA Office at 480-563-9708 for more information.
grayhawk_board@grayhawkcommunity.org

Grayhawk Board of Directors Executive Session Meeting

No Meeting Scheduled.

Retreat Village Board of Directors

No Meeting Scheduled. Call the GCA Office at 480-563-9708 for more information.
retreat_board@grayhawkcommunity.org

Retreat Village Board of Directors Executive Session Meeting

No Meeting Scheduled.

COMMITTEE MEETINGS

Communications Committee

Call Jennifer Sheets at 480-563-9708 for more information.

Event Planning Committee

Call Sarah Van Duyne at 480-563-9708 for more information.

Landscape Committee

Call Stacey Harvey at 480-563-9708 for more information.

Operational Review Committee

Call Stacey Harvey at 480-563-9708 for more information.

Architectural Review Committee

Tuesday, June 1 and 15 at 4:30 p.m.
Call Ashley Scott at 480-563-9708 for more information.

OTHER ASSOCIATIONS

Avian Condominium Association Board Meeting

Call Associated Property Management at 480-941-1077 for details.

Cachet at Grayhawk Condominium Association Meeting

Call FirstService Residential at 480-551-4300 for details.

Crown Point Board Meeting

Call Ashley Scott at 480-563-9708 for details.

Edge Condominium Association Board Meeting

Visit www.theedgegrayhawk.com or call 480-584-4647 for details.

Encore Condominium Association Board Meeting

July 8 at 6 p.m. via Zoom. Call Amcor Property Professionals at 480-948-5860 for details.

Tesoro Condominium Association Board Meeting

Call Kinney Management at 480-820-3451 for details.

Venu Condominium Association Board Meeting

Call Vision Community Management at 480-759-8683

Village at Grayhawk Condominium Association Board Meeting

Call FirstService Residential at 480-551-4300 for details.

Vintage Condominium Association Board Meeting

Call Associated Property Management at 480-941-1077 for details.



Grayhawk Community Association Board Members

David Van Omen
President

Paul Alessio
Vice President

Richard Zielinski
Secretary

Jeanette Griswold
Treasurer

Lou Ender
Director

Derek Moore
Director

Don Morse
Director

Retreat Village Association Board Members

Arlene Smith
President

Michael Loya
Vice President

Marcia Thompson
Secretary

Don Morse
Treasurer

Steve Berk
Director

VISION

Grayhawk: a Sonoran Desert home to vibrant southwestern living with an uncommon commitment to community.

MISSION STATEMENT

Grayhawk Community Association strives to enhance quality of life and community strength through inclusion, participation and pragmatic stewardship of human, financial and environmental assets.

Grayhawk Master Association Board of Directors Meeting – June 7, 2021

Homeowner Forum

Crown Point Resident Herb Linn stated that he has really enjoyed bard meetings being held via Zoom and would like that to continue to be an option in the future. Mr. Linn also asked if the schedule for board meetings could be published further in advance.

David Van Omen stated that Grayhawk Management is working on technology upgrades to be able to offer hybrid meetings in the future. Mr. Van Omen also stated that meetings are held on the first Monday of each month and management will look into publishing the meetings for the year through the website.

Development Committee

David Van Omen discussed the work the city has been performing south of Thompson Peak Pkwy. along Scottsdale Rd. There are plans for a hotel as well as office and retail space. There are also plans for additional hotels, including a Hilton and Choice Hotel, to be built in the immediate area.

Derek Moore discussed the planned street resurfacing through the City of Scottsdale that will be taking place this month along Thompson Peak Pkwy.

Operational Review Committee

Stacey Harvey reported that the committee did not meet.

Landscape Committee

Arlene Smith reported that the committee did not meet.

Blossom cleaning was a priority this month along with fertilizing Bermuda bare spots.

There was a 6" mainline break on Grayhawk Dr. across from Grayhawk Elementary School that happened on a weekend (tree roots strangled the 6" PVC pipe), an emergency crew arrived to turn off the water and repairs were made the next day.

Three huge Saguaro in extreme decline were removed as all three had become a safety issue. One was in the median along Thompson Peak Pkwy., one was on Hayden Rd. north of the Crown Point North entrance and the other was inside the Talon Gates along Grayhawk Dr.

The Monterey Pool flower beds were transitioned from flowers to xeriscape plants. The Peregrine Pool flower bed is on hold until leaks are repaired.

Crews did a large amount of fire mitigation in the Halcon neighborhood between Fledgling Dr. and Overlook Dr.

The Crown Point North monument upgrade is scheduled this month, we are waiting for the City to stake electric and gas lines.

The four culverts identified as over 50% full are scheduled for the week of June 14th, the Deer Valley drop basin is also scheduled for the week of June 14. The re-sod in front of the Montevina monument with Tifgrand Sod is scheduled for the last week of June.

We are still waiting for the final sidewalk replacement schedule. There are still no viable Ironwood trees available for the corner of Thompson Peak Pkwy. and Hayden Rd. and inventory is depleted.

Community Enhancement Committee

Stacey Harvey reported that the committee did not meet.

Event Planning Committee

Sarah Van Dwyne reported that past events including the Hostess Cupcake Pop-up, Mother Son Nerf Wars, and the Concert in the Park had been successful. East Coast Joes Food Truck was extremely well received in the community and even scheduled a second event in May as they sold out of lobster very quickly at the first event. Upcoming events include virtual Bingo and Donuts for Dad.

Communications Committee

Michael Loya reported that the committee did not meet in May.

Architectural Review Committee

Paul Alessio reported that there were two meetings with a total of 19 submittals in May. Paul also discussed that we are continuing to see an influx in submittals.

Budget/Finance Committee

Jeanette Griswold reported that the committee did not meet.

Executive Committee

David Van Omen reported that the committee did not meet.

New Business

A motion was made and approved to accept the proposed re-opening plan for the Grayhawk Community Association office which includes the ability for the association to start utilizing the event rooms for events and meetings. Resident rental of these spaces will be discussed at the August board meeting.

Treasurer's Report

Jeanette Griswold discussed that some expenses were over budget in April due to timing. The community enhancement fund continues to over perform to budget and had another great month in April.

Management Report

Stacey Harvey reported that the GCA Office has continued to undergo minor repairs and upgrades in anticipation of reopening and thanked board members for completing the annual board satisfaction survey.

John's Window Cleaning

 **The Owners Clean Your Windows!**
480.201.6471
POWER WASHING AVAILABLE
FANS | LT. FIXTURES | MIRRORS
1-STORY \$145
2-STORY \$165
ADDITIONAL PANES 3.00 EA.
INSIDE & OUT UP TO 30 PANES
SCREENS CLEANED 3.00 EA.
MOBILE SCREENING
New Screens Re-Screening Patio Doors
✓ Sun Screen ✓ Pet Screen
✓ Bug Screen
• 5 Year Manufacture Warrantee
• Heavy-Duty, Pet Resistant Fabric
• Block's up to 80% or 90% of the Sun's Heat
• Saves Energy





City of Scottsdale

2021 Brush Pickup Schedule

Brush pickup is designed to provide an easy and convenient way for residents to dispose of items generated from their homes which are too large in size or too large in quantity to dispose of in their refuse container. Please stack items neatly, parallel to the street on your front property line, where your trash collection typically takes place.

Please follow these simple guidelines relating to Brush Pickup:

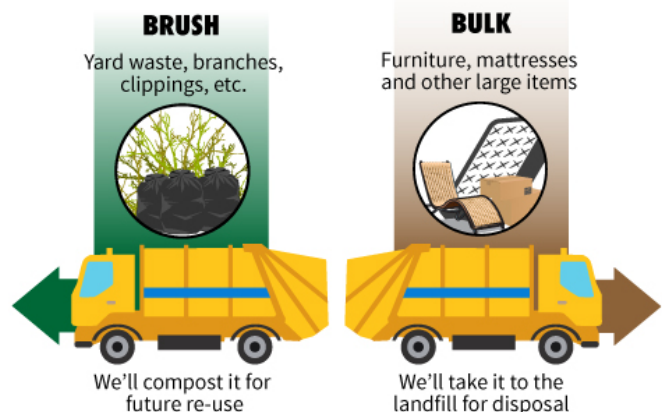
- Piles should not exceed 10' long by 6' wide by 4' tall.
- Solid waste crews will only spend 20 minutes per residence so if you exceed these limits, materials left behind will be picked up on the following month's brush pickup collection date and must be removed from the curb until the next collection.
- Crews are responsible for large debris only, and small debris left behind is the responsibility of the resident to clean up.
- Do not place construction waste, loose grass, remodeling materials, rocks, loose leaves or twigs, dirt, loose refuse or uncovered/unboxed cactus out for collection. City crews cannot collect these items.
- Do not mix trash, rocks, dirt, wire, cactus, grass, bricks, cement, or other materials in with your brush. Crews will be unable to collect your brush until these items are removed.
- Please separate your brush and bulk pickup into two piles – one for green waste and one for everything else. The piles will be picked up by separate trucks during your designated brush and bulk pickup week. The green waste – yard clippings, branches and trimmings – will be composted to help grow new plants, while the rest will be taken to the landfill for disposal.
- Tree limbs and other objects must be less than 12 inches in diameter.
- Keep glass separate from other items in sturdy boxes measuring no more than 2'x2'x2'. Please clearly mark these items.
- Do not put out paint, paint thinners, strippers, pesticides, batteries, motor oils, chlorine, pool acid, or other prohibited items. Each homeowner is responsible for proper disposal of these items. Any size tires will not be collected.
- Do not park within 10 feet of bulk piles.

Remember that each homeowner is responsible for the manner in which their material is placed out for collection, whether or not they hire someone else to do the work.

July 26	October 25
August 23	November 29
September 27	December 27

A BETTER WAY FOR BRUSH & BULK

Place your items in separate piles 3 feet apart



Schedule and program guidelines: ScottsdaleAZ.gov, search "bulk trash"

Your items will be collected sometime during the week collection is scheduled, beginning on the Monday shown in the schedule below. Please have your items placed by 5:00 a.m. the Monday of the week scheduled for pickup, however, do not have your items out more than five days prior to that. Thank you for your cooperation.

Also, remember that regular trash containers are picked up on Mondays and recycling containers are picked up on Thursdays. Please have your cans out no earlier than dusk the day prior to pickup and no later than dusk the day of pickup. For more information on trash, recycle or brush pickup, visit www.ScottsdaleAZ.gov/recycle.

Hair Donation Event & Fundraiser

Tuesday, June 13 at 3 p.m.

Live via Facebook Live

We have something really BIG happening in the Grayhawk Community this month. We are facilitating a live hair cutting event to fundraise for the Barrow Neurological Center in Phoenix AND to donate qualified hair to a local non-profit organization called Crowns of Courage. Crowns of Courage provides halo wigs to children undergoing chemotherapy at absolutely no cost to the family. Your Lifestyle Director, Sarah Van Duyne, will be leading the path by cutting 10" off her hair to donate. We encourage any residents with the hair to spare to join us! We will facilitate having professionals on site to do the cutting. If you are interested in donating your hair, email Sarah at svanduyne@ccmcnet.com for more details. Join us on Facebook on Tuesday, July 13 at 3 p.m. to see the event in real time. If you'd like to participate by donating, simply scan the QR code below with the camera on your phone and it will direct you to our Square donation page. Our goal is to raise at least \$350 and donations of any size are greatly appreciated. We will also accept cash and check donations brought to the GCA office. Thank you for your generosity Grayhawk!



The Craftsman Mixology and Beverage Kit Class

Thurs., July 15 from 6 p.m. to 7:30 p.m.

The Craftsman Cocktails + Kitchen

20469 N Hayden Rd.

Cool off with friends and neighbors at The Craftsman Cocktails + Kitchen this month to mix and try some tasty cocktails and apps! The newest neighborhood restaurant will be demonstrating the to-go beverage kits they currently offer on their menu.

Bourbon Smash: Craftsman Bourbon, Vanilla Bean Syrup, Orange bitters, Club Soda Lemon Slice

Pom Gimlet: Craftsman Gin, POM Wonderful, Lime Juice, Agave Nectar, Dehydrated Lime

Dry Heat: Craftsman Vodka, Passion Fruit Puree, Lime Juice, Jalapeño Simple Syrup, Cilantro Sugared Rim.



The cost to participate is \$30 per person and will include the three different beverages, chef's choice appetizers, and a \$10 Craftsman cash card that you can use on a future visit. Payments will be taken at the event with card or cash. Register online at www.grayhawkcommunity.org to save your spot.

National Lollipop Day Pop-up

Tues., July 20 from 9 a.m. to 10 a.m.

Coventry at Grayhawk Tot Lot

On 74th Way between Journey Ln. and Quill Ln.

July 20 is National Lollipop Day, which gives us a excuse to enjoy some sweets with neighbors. Stop by to say "hi" to the Grayhawk staff and receive a FREE lollipop to celebrate! We will be out there from 9-10 a.m. or while supplies last. If you notice the staff and signs are gone, then supplies are all gone as well. See you there!



Food Truck Night

Thurs., July 22 from 5 p.m. to 7 p.m.

Grayhawk Greenbelt at 78th Way & 78th Pl.

Park at 7940 E. Thompson Peak Pkwy.

Leave the cooking to the professionals and pick up dinner for the whole family from Two Fat Guys Grilled Cheese. Walk, bike, or drive down to the greenbelt to pick up some super cheesy sandwiches with different twists everyone can enjoy. There will be no parking on the street, please park in the offices at Grayhawk parking lot located at 7940 E. Thompson Peak Pkwy. and take the sidewalk path to the greenbelt. Feel free to bring chairs or blankets to enjoy your goodies under shade trees in the greenbelt.

Debs Dragons Wildlife Encounters

Tues., July 27 from 12:30 p.m. to 2 p.m.

GCA Talon Room

7940 E. Thompson Peak Pkwy. Ste. 102

Don't miss your chance to learn about some misunderstood creatures from all over the world. You will get the opportunity to touch some slithering snakes, licking lizards and hissing cockroaches! Or feel free to sit back, watch and enjoy watching everyone else squirm. Deb will be bringing a variety of her creatures which may include bearded dragons, blue tongue skinks, pythons from Africa and various bug species. She will also be going over some fun facts on each animal for those interested in getting to know these creatures. This fun and educational adventure is for all ages. Bring some bravery and don't forget your camera! Space is limited. RSVP online at www.grayhawkcommunity.org by Friday, July 23 to reserve your spot!



NIGHT AT THE MOVIES

Space Jam: A New Legacy

Weds., July 28 at 5:30 p.m.

Harkins 101, 7000 E Mayo Blvd, Phoenix

Gather your family and friends and come join us at Harkins 101 for a private Grayhawk movie night! We are going to be showing Space Jam: A New Legacy at 5:30 p.m. at no cost to you thanks to our sponsors Kathy Craig, Skin Care Consultant with Rodan + Fields, and Kelley Carter, Realtor with ELLEYSFINEHOMES @ My Home Group and Scorpion Repel. They are providing the tickets and you are just responsible for your concession purchases. This new DreamWorks animated film is rated PG. Please check the reviews and decide if this movie is appropriate for you and your family. Feel free to view the trailer at https://www.rottentomatoes.com/m/space_jam_a_new_legacy. Spots will fill up fast! Register online at www.grayhawkcommunity.org by July 23.



June Events



Donuts with Dad



Babysitter and CPR Class



Virtual Bingo

THE LAW FIRM OF BROWN & JENSEN



Attorney Shad Brown
Former IRS Attorney

- Estate Planning
- Trust
- Wills
- Probate
- Elder Law
- QDRO's
- Tax Controversy
- Business Planning

Call today for a FREE consultation

480-447-7107

Scottsdale Office: 8817 E. Bell Rd., Ste. 201

www.BrowndanJensen.com



**Life insurance
can be life
changing.**

**Now with two
locations in
Scottsdale!**

Jeremy Mueller Ins Agency Inc.
Jeremy R Mueller, Agent

23341 N Pima Rd Suite D139
Located in AJ's Shopping Center
Pinnacle Peak and Pima
Scottsdale, AZ 85255
480-515-5223
www.jeremymueller.com

18511 N Scottsdale Rd Ste 203
Located off Chauncey and
Scottsdale above Starbucks
Scottsdale, AZ 85255
602-388-8382
www.northscottsdaleinsurance.com

**Life won't always go as
planned.** That's why there's
life insurance. It can help
you protect your family's
future, no matter what
happens.

Call me today.

**Like a good neighbor,
State Farm is there.®**



State Farm
Bloomington IL

Locally-Owned &
Operated by:

**John & Danielle
Carlson**

North Scottsdale

7225 E. Williams Dr.
(480) 591-8188
cbac.com/north-scottsdale



**Good things
come in pairs.**

**#1 Customer in
Customer Satisfaction**

For Aftermarket Full-Service Maintenance and
Repair 2 Times in a Row*

Christian Brothers received the highest score in the aftermarket full service maintenance and repair segment of the J.D. Power 2021 Aftermarket Service Index (ASI) Satisfaction Study and in the general maintenance segment of the 2019 ASI Study, which measured customer satisfaction with full service maintenance and repair providers and quick oil change providers. Visit jdpower.com/awards.



**People-First
Automotive Care**

Call today to schedule your next appointment.




Russ
Lyon

Sotheby's
INTERNATIONAL REALTY



SUMMER IN


Scottsdale



Sally Cashman
602.339.2680



Kathleen Prokopow
623.363.6342



Tonja Howard
480.371.0607

With **35 families** transitioned & nearly **\$45 million** in closed transactions so far this year, we continue to bring our buyers and sellers together in this Red Hot Market.

Let us know how we can help **YOU!**



11714 Charter Oak Drive
NEW LISTING!
OFFERED AT \$1.7M

Ancala Country Club



11180 East Karen Drive
LISTING SOLD \$1.725M

McDowell Mountain Ranch



9440 East Mariposa Grande Drive
SOLD AT \$3.025M

Pinnacle Peak



12801 East Gold Dust Ave
LISTING SOLD \$1.675M

Shea Corridor



@cashmanpartnersaz

www.cashmanpartners.com

@cashmanpartners



July 2021

Sunday	Monday	Tuesday	Wednesday	Thursday	Friday	Saturday
WHO TO CALL ROVING PATROL (480) 502-7685 GRAYHAWK ASSOCIATION (480) 563-9708 SCOTTSDALE POLICE (480) 312-5000				1	2	3
4 HAPPY INDEPENDENCE DAY!	5	6	7	8 Encore Board Mtg. 6 p.m.	9	10
11	12	13 Hair Donation Event 3 p.m.	14	15 Mixology Class 6 p.m.	16	17
18	19	20 Lollipop Pop-Up 9 a.m.	21	22 Food Truck Night 5 p.m.	23	24
25	26	27 Wildlife Encounters 12:30 p.m.	28 Night at the Movies 5:30 p.m.	29	30	31

Trash and Recycling Reminder

Every week, Grayhawk residents roll out their trash and recycle cans to the street to be picked up by the City of Scottsdale garbage collectors. But did you know that you could be leaving your bin out in the wrong spot and breaking the law?

Many residents rely on wheelchairs to get around. Unfortunately, they sometimes run into trash and recycle bins that make it impossible to get through the neighborhood on the sidewalks. Those obstacles force anyone with a wheelchair, stroller, etc. to go into the street, which pose an obvious threat to their safety. Often times, even those simply walking down the sidewalk face the same problem. So while you may never have considered the importance of your trash and recycle bin placement, it has become a safety issue for many of our neighbors.

Please observe the City of Scottsdale guidelines regarding trash/recycle collection as outlined below:

- ***Place your container on the street with wheels against the curb by 5:00 a.m. on collection days and remove it the same day***
- Keep your container at least four feet from parked cars, mailboxes and other obstacles that may prevent city crews from picking it up
- Don't overfill your container – the lid must close per Maricopa County Health Department standards
- If your city-owned container needs repair, please call 480-312-5600 or email Scottsdale Solid Waste

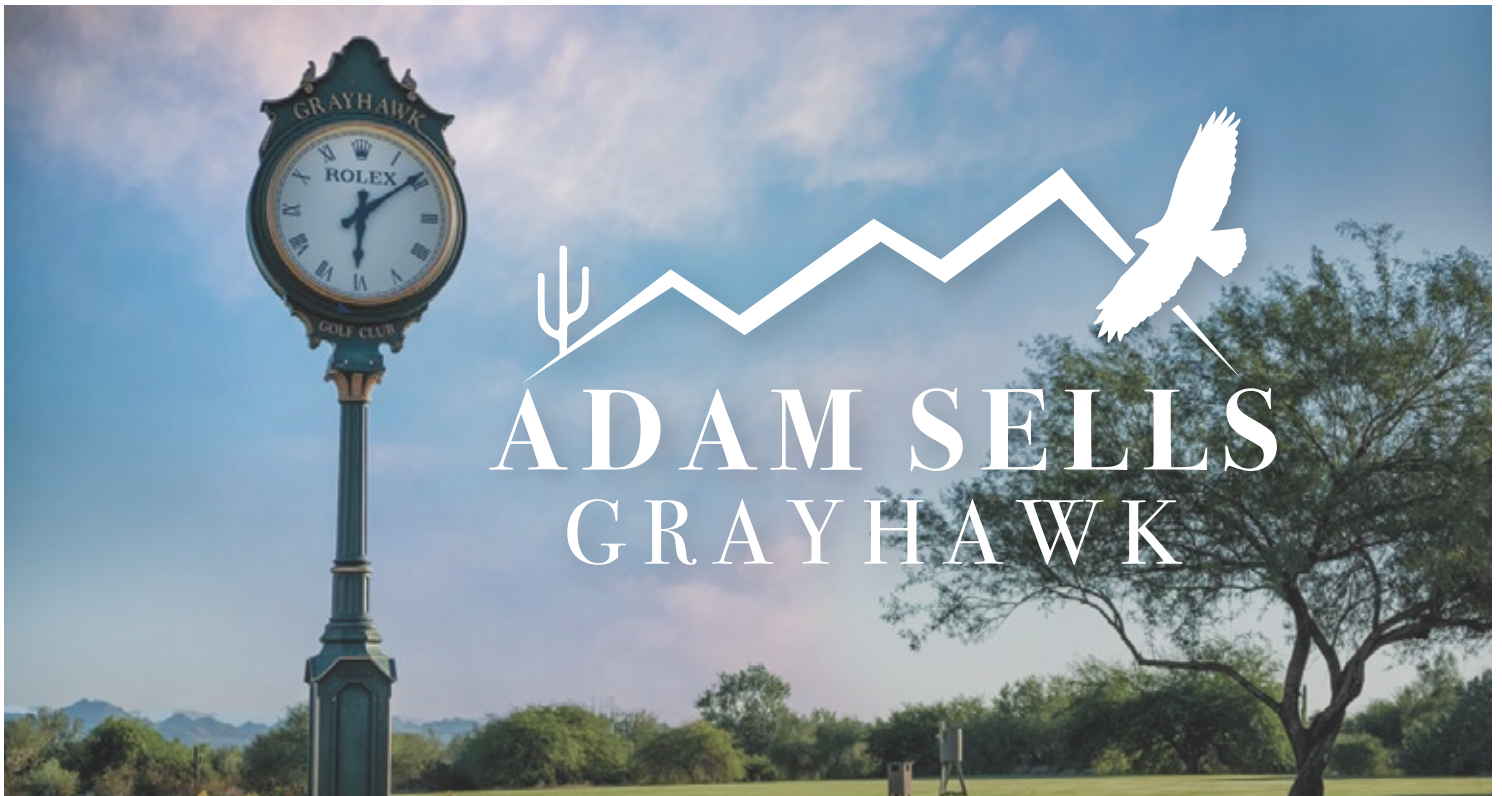
Garbage and trash specifics include:

- Bag and tie garbage and grass before placing it in your black trash container
- This helps control odors and pests and is required by law
- Don't place rocks, dirt, building materials, electronics or hazardous waste in your trash container
- Scottsdale Solid Waste collects brush and bulk material once per month
- Scottsdale Solid Waste offers Household Hazardous Waste collection services
- Scottsdale Solid Waste offers an Electronics Recycling drop-off event
- If you need an additional black trash container, you can purchase one and pay for additional service-please call 480-312-5600



Recycling specifics include:

- Only put accepted materials in your recycling container
- Don't place plastic bags or liners in your recycling container as they can damage the equipment used at the sorting facility
- Instead, many local grocery stores offer plastic shopping bag recycling drop-off containers
- Make sure your recyclable materials are clean, dry and empty
- Break down or cut-up cardboard boxes to keep them from getting stuck in your container
- If you need an additional mauve recycling container, the City of Scottsdale will provide one at no charge-please call 480-312-5600



ADAM SELLS GRAYHAWK



THIS IS WHY WE LIVE HERE



YOUR GRAYHAWK REALTOR, FOR THE GRAYHAWK LIFESTYLE

As a resident of Grayhawk, I know the special appeal of the neighborhood and can't wait to find a buyer for your home that will love it just as much as you did.

With inventory at all time lows I have clients ready to buy your home today!

As a Scottsdale, AZ native with over 20 years of real estate experience, I take great pride in the relationships formed and the community I serve.

Feel free to stop by and say hi as you see us at some of your favorite local Grayhawk spots!



P: 480.748.0016

E : adam@adamsellsaz.com

@adamsellsgrayhawk

www.adamsellsgrayhawk.com



Our Desert, Our Home

By Victoria Kauzlarich, *Volare*

Plant Misbehavior

It was a peculiar spring.

The Palos and Sweet Acacias were late. The Ironwoods were early. The Ocotillo leafed out twice and the Saguaros engaged in an odd, strange and curious mega-bloom.

Trends are often hard to spot when you're in the midst of one. But, I'm far more concerned about the Saguaros than the trees or the Ocotillo. What's going on, here?

My first reaction was that I hoped I wasn't witnessing the desert-equivalent of stressed or dying oak trees that I saw back in Illinois. A stressed oak will produce 2x-3x more acorns than normal.

Is this the Saguaro's swan song? I hope not and those who know way more about these things than I do say, "No." At least not yet.

First, the observation. Then, what might be going on.

I always look forward to the Saguaro bloom because they bring to mind a person wearing a flowered hat holding clusters of blooms aloft. Which is to say, their blooms appear on the tips of their stems and arms, like the plant pictured here.

Not this year. While this plant bloomed true-to-form, many others absolutely did not. They side-bloomed. While Saguaros will sometimes have a stray bud or two down a stem, this year's bloom was consistently down the ribs of the plants. On some, it was six or seven feet down from the crown. What's more, the crowns were often bare.



This is Normal



This is Not Normal

This Saguaro went a little crazy. It is not old enough to bear arms but it went way out of its way to produce flowers. Why?

These Saguaros are trying to tell us something. What is going on in their (and our) environment to cause this for the first time in recorded history?

Last Summer's Non-soon

Hike any of the local trails and you'll notice that Saguaros relying exclusively on desert rainfall look pretty sad. And, last summer's lack of rain only added to our 20+ year drought conditions. It was also hot, hot, hot. These conditions have a cumulative effect on all desert plants.

Oh, and it isn't JUST stratospheric day-time highs that affect plant behavior, it's the hot nights, too. Both take a toll on plants because of our old friend, evapotranspiration (aka ET).

Let's revisit this concept.

Evapotranspiration

You might recall that ET combines two words: one familiar and one not. The "evapo" part of the term refers to simple evaporation. In this case, from the ground.

Dirt loses moisture as it dries starting from the surface and works its way down to the plants' roots. The "transpiration" part of the term refers to moisture loss from a plant's leaves or, in the case of a cactus, its stems or pads. People perspire. Plants transpire. Pretty simple stuff but with a huge overall impact during times of drought.

Year after year of drought means that plants live in a chronic moisture deficit that worsens with each passing year. Cacti respond to these conditions by literally shrinking and ultimately shriveling. This is especially evident among Prickly Pear and Cholla in the desert. They can shrivel a LOT without dying and, once they get a bunch of rain, they'll be coaxed back to normal. But, like all plants they have a tipping point beyond which there is no return.

Evapotranspiration accelerates during the summer months, when plants (and the ground) lose moisture twice as fast as in the winter. As temperatures rise without additional rainfall, plants will protect themselves as best they can from these excessive conditions. Some drop their leaves. Others curl their leaves inward to protect themselves from unrelenting sun. Cacti shrink.

Plants are Hard-Wired to Reproduce

Did Saguaros bloom excessively to ensure their survival? Maybe. Did a longer drought than they've ever experienced in their lifetimes produce side blooms? Could be. We just don't know.

What we do know is this: like other desert plants, Saguaros are adaptable and resilient. They can ride out periods of drought. They can bide their time and react to a lack of rain by literally shrinking their girth. When the rains come again, they swell to retain as much new moisture as possible.

Grayhawk puts up Christmas lights in the fall, including spiraling green lights around Saguaro trunks. A few years ago, the fall was rainy. That year, the Saguaros swelled so much, they broke their light strings which had to be replaced. Yep. Resilient.



Monsoon Safety Tips



BEFORE A STORM

- Always be aware of the day's forecast and stay on top of updates. Monsoons can develop quickly and move rapidly.
- Trim heavy branches and landscaping that may break or fall.
- Secure outdoor objects that could blow away or cause damage.
- Have extra light and power handy. Keep batteries, flashlights and a battery-operated radio or TV on hand to keep you up to date during severe weather.
- Create an emergency preparedness plan and kit.

DURING A STORM

Lightning

Lightning can strikes up to 60 miles away from the nearest rainfall. If you hear thunder, you are close enough to a storm to be struck by lightning.

- When indoors, do not touch any wires or plumbing inside a building. Telephone lines and metal pipes can conduct electricity.
- If you are caught outdoors in a thunderstorm and safe shelter is not available, find a low spot away from trees, fences, and poles. Avoid high ground, water, trees and metal objects.

Wind

Thunderstorm wind gusts in Arizona almost always exceed 40 mph. The strongest straight line wind gusts can exceed 100 mph, and can produce damage similar to a tornado!

- Secure outdoor objects that could blow away or cause damage. This includes garbage cans, umbrellas, patio furniture and any other unsecure items around your yard.
- Stay away from trees. Many people are killed or injured in severe thunderstorms by falling trees, flying debris, or from downed power lines.
- Never touch a downed power line, even if it appears dead. Assume that it is live. Call for help instead.

Dust Storms

Dust Storms move rapidly and can reduce visibility almost instantly. Dust storms will usually appear well ahead of thunderstorms so be aware of the current weather situation even if you don't see storms nearby.

- If you encounter a dust storm, pull off the road immediately. Turn off your headlights and tail lights, put your vehicle in "PARK," and take your foot off the brake. Other motorists may tend to follow tail lights in an attempt to get through the dust storm and may strike your vehicle from behind.
- Stay where you are until the dust storm passes.
- Do not go out in a dust storm if you can avoid it.

Flash Floods

The land in Arizona is so dry that a hard crust forms over it which makes it difficult for the ground to absorb moisture. When the water cannot seep into the ground, it collects in low lying roads and washes which causes flooding. It is very difficult, especially at night, to discern the depth or force of moving water. What may seem like a shallow stream may actually prove more dangerous.

- The way to prevent becoming trapped or swept away by flowing water is to not drive through it.

- In 1995, Arizona created the "Stupid Motorist Law" to encourage Arizona drivers to use common sense when it comes to driving through flooded areas. The law specifically bans drivers from driving around barricades in place to prevent them from driving through a flooded area. Drivers trapped after driving around barricades may be responsible for paying the cost incurred by police and fire emergency personnel to rescue a stranded motorist.
- Beware of distant thunderstorms, especially if they're over mountains. Flash flooding can occur many miles away from the thunderstorm as the runoff flows into the valleys and deserts.
- Hikers and mountain bikers should try to get out earlier in the day to avoid the dangers of not only flash flooding but also lightning.

For more information on monsoon safety, visit monsoonsafety.org.



Dwornik Law^{LLC}

ESTATE PLANNING | PROBATE | TRUST ADMINISTRATION

LIVING TRUST • WILL • HEALTHCARE POWER OF ATTORNEY • FINANCIAL POWER OF ATTORNEY

Planning is Essential. Do You Have a Plan?

A Good Estate Plan Coordinates What Happens To Your Home, Investments, Savings, Businesses And Retirement Accounts. Let us help you put a plan into action to help protect your legacy, your family and your future.

Call today for your personal Estate Planning appointment.

Richard M. Dwornik, MBA, JD
Attorney at Law



480•809•1014 | info@dworniklawaz.com | www.dworniklawaz.com



Still Sweet and Salty

By Lori Bosch and daughter,
Stephanie, Cachet Residents

My Mom was well-known for making the best cookies. In fact it was actually mentioned in her obituary. My Mom died last month and when Steph came home to Michigan for her funeral she pored through her cookbooks and took photos of her favorite cookie recipes. Many of my friends who came to her funeral mentioned how much they used to love coming over after school just to eat her cookies... molasses, chocolate chip, peanut butter and everyone's favorite-monster cookies. At Christmas time she would bake for days and freeze at least a dozen different kinds of cookies including her famous frosted roll-out cookies.

Steph spent a lot of time with her grandma when she was growing up and my Mom would sometimes set up a cookie stand in her driveway for Steph to sell cookies and she got to keep the money from her cookie sales. We were going through my Mom's things and we came upon this cute sign that Steph had made for the cookie stand which my Mom must have treasured and saved for over twenty years. When Steph got back to Scottsdale after the funeral she wanted to make monster cookies. She called me and asked how long she should bake them because it wasn't written on Grandma's handwritten recipe. I checked my version that I wrote down about 25 years ago and it also did not have the baking time on the recipe. My first instinct was to pick up the phone to call my Mom. Sadly, I was not able to do that but Steph figured it out. All those years of baking cookies in Grandma's kitchen made her an amazing cookie baker, just like her Grandma. We will miss her cookies, but we will miss her more.



And always, always, always bake with love and share your baked goods and recipes with your loved ones to create the sweetest, most treasured memories.

We welcome your feedback, suggestions and recipe requests! Please feel free to email us at boschl@me.com.



Mom's Monster Cookies

Prep time: 15 minutes

Bake time: 12 - 14 minutes

Servings: This is a huge batch - dozens

INGREDIENTS:

- 2 sticks margarine, softened
- 2 cups brown sugar
- 2 cups white sugar
- 6 eggs
- 3 ½ tablespoons light corn syrup
- 2 ½ cups flour
- 4 teaspoons baking soda
- 1 teaspoon salt
- 3 cups creamy peanut butter
- 7 cups quick oats
- 1 ½ cups plain M&M's
- 1 ½ cups semi-sweet chocolate chips
- 1 cup pecan pieces

INSTRUCTIONS:

1. Preheat oven to 375 degrees.
2. Cream the margarine with both sugars in a mixing bowl until fluffy. Add the eggs one at a time beating with a mixer.
3. Combine flour, salt and baking soda. Add the dry mixture to the butter & sugar mixture until combined. Then mix in the corn syrup and peanut butter.
4. Lastly mix in the oats, M&M's, chocolate chips and pecans.
5. Use a cookie scooper to scoop balls of dough onto an ungreased cookie sheet.
6. Bake until lightly golden, about 10-12 minutes.
7. Cool on rack.



Sip and Tell

By Sue Lukenbill, Encore Resident

Welcome to the month of July. Arizona summer is officially here along with the monsoons that are mixed in with celebrations of freedom, hot dogs, barbeques and those “dog days”

of summer. I love this month except for the temperature, which makes me want to “get out of Dodge” and head for the mountains and cooler weather.

If you can’t get away, there are a few things to help you cool off. Lakes around the valley, a pool, air conditioning and ICREAM! July is *National Ice Cream Month* and *National Ice Cream Day* is July 18. In July of 1984 Kentucky Senator Walter Dee Huddleston introduced a resolution to proclaim July National Ice Cream month. Ronald Regan signed the bill into law the same year and we’ve been using that as an excuse to indulge ever since!

Jennifer Sheets and I recently indulged a little early in honor of National Ice Cream Month at **Soda Jerk Milkshake Co. Bar**. This business opened on High Street in North Phoenix near the Loop 101 and 56th Street last October. It serves

up crazy, outrageous, delicious, unique handcrafted milkshakes as well as ice cream floats, gourmet hot chocolates and craft sodas. There is something for everyone at this retro-inspired milkshake and soda bar.

Jerk Milkshake Co. Bar is a small, modern-day take on the old-fashioned soda fountain. The term “Soda Jerk” came from the action the fountain attendant, typically a youth,

made when pulling the soda draft arm. This jerking motion coined the phrase “Soda Jerk.” The origin and date of the phrase are unknown, but became very popular in the 20’s, 30’s and into the 50’s.

What is better than a regular milkshake? How about one that is topped with a mountain of whipped cream, Oreo cookies and a mini-ice cream sandwich. Or one topped with whipped cream and a giant puff of cotton candy. These are next level milkshakes! **Soda Jerk Milkshake Co. Bar** has five regular shakes and eight signature shakes as well as five classic floats and six signature floats.

For your benefit, we took different paths when we ordered. When I was an Activity Director way back in the early 90’s, I would schedule Ice Cream Float Socials. I loved making them for the residents and loved drinking them just as much. So my choice was easy. I ordered the *Happy Camper* – a root beer and vanilla ice cream float with toasted marshmallows, chocolate-dipped graham cracker, vanilla whipped cream and caramel with a vanilla frosting and graham cracker crumb rim.



Because I ordered a float, Jennifer ordered one of the “killer shakes.” She chose the *Mint to Be* which was a Mint Chocolate Chip Milkshake with Andes Chocolate Mint-covered Oreos, pretzel rod dipped in fudge and Oreo crumbs and vanilla whipped cream with a fudge and Oreo crumbs rim.

We enjoyed our float and shake. They are definitely shareable (neither of us could finish ours). This summer I highly recommend you visiting **Soda Jerk Milkshake Co. Bar**. The shakes and floats taste as good as they look. You’ll love it from the first bite to the last and you’ll leave just a bit cooler!

Until next month, stay cool and happy summer!

The Soda Jerk Co. Milkshake Bar

sodajerkco.com • 480.576.7778

5350 E. High Street #109, Phoenix, AZ 85054

Vista Views SUNSCREENS, LLC

Family Owned
and Operated
Serving the Valley
for Over 15 years



**SAVING ENERGY =
SAVING MONEY \$\$**
with our 90%
Sunblock Sunscreens

Custom Measured, Built and
Installed at Factory Pricing



Need anything else? We're an Outerware4windows Dealer • Window Cleaning Discounts!

CALL FOR FREE CONSULT: 480-473-2595



Scottsdale Dental Excellence
JEFFREY D. CLARK, DDS, FAGD
EXPERIENCE | INTEGRITY | COMPREHENSIVE

STATE-OF-THE-ART DENTAL SERVICES

- CEREC Single Visit Crowns
- Sleep Apnea
- Cosmetic and General Dentistry
- Implants
- Invisalign
- TMJ Therapy
- In-Office Whitening

DENTAL SAVINGS PLAN

IMMEDIATE ELIGIBILITY | NO MAXIMUMS
 NO WAITING PERIODS | NO DEDUCTIBLES
 NO CLAIMS TO FILE | NO PRE-AUTHORIZATIONS
 INVISALIGN | IMPLANTS | CROWNS | VENEERS

480-585-1853

8765 East Bell Road, Suite 201
 Scottsdale, AZ 85260

Visit Us Online:
ScottsdaleDentalExcellence.com

STAY CONNECTED!



/GrayhawkAZ



@GrayhawkAZ



/AZGrayhawk

Important Contact Numbers

Grayhawk Onsite Office	480-563-9708
Capital Consultants Management Corp.	480-921-7500
Grayhawk Community Patrol	480-502-5078
Talon Guardhouse	480-502-7685
Raptor Guardhouse	480-502-5078
After Hours Answering Service	602-234-9288

UTILITIES

Southwest Gas	877-860-6020
City of Scottsdale Water	480-312-5650
City of Scottsdale Solid Waste	480-312-5600
APS	602-371-7171
Street Light Repair (SA/ ID prefix on pole)	602-371-7171

CITY OF SCOTTSDALE

Non-Emergency Police Department	480-312-5000
Fire Department Main Phone	480-312-8000
Police or Fire Emergency	911
Parks and Recreation	480-312-2771
Street Light Repair (SS prefix on pole)	480-312-5483

SCHOOLS

Grayhawk Elementary School	602-449-6600
Mountain Trail Middle School	602-449-4600
Pinnacle High School	602-449-4000
El Dorado Private School	480-502-6878

LIBRARIES

Appaloosa	480-312-7557
Arabian	480-312-6250
Mustang	480-312-6050

Grayhawk Golf Club	480-502-1800
Boys and Girls Club, Thunderbirds	480-538-9547
Motor Vehicle Division	602-255-0072
Poison Control	602-253-3334
US Post Office, Kachina Branch	480-513-2935
Southwest Wildlife	480-471-9109


UNDER CONTRACT IN GRAYHAWK



Grayhawk Village
7456 E Thunderhawk Rd
5 Bed | 3 Bath | 3,705 SQFT
Asking \$1.2M



JUST SOLD IN GRAYHAWK



SOLD



Avian at Grayhawk | 20802 N Grayhawk Dr #1033 | 3 Bed | 2.5 Bath | Sold Under 20 Days For Over Asking At \$660,000

WE NEED HOMES TO SELL!

The Grayhawk Group has more buyers than inventory so NOW is the time to sell. When you are ready to sell, call us FIRST as we may already have a buyer for your home.

21020 N. Pima Road
Scottsdale, AZ 85255
Office: 480. 500.7678
Fax: 480.355.8579
info@TheGrayhawkGroup.com
TheGrayhawkGroup.com




The Grayhawk Group
at RE/MAX Fine Properties

PRESORTED
STANDARD
U.S. POSTAGE PAID
PHOENIX, AZ
PERMIT NO. 1909

DATED MATERIAL. PLEASE DELIVER BY JUNE 30.



PRECISION
eyecare



CUSTOM FRAME BAR

PrecisionEyecareAZ.com | 480.874.3937

Offices at Grayhawk | NW corner of TPP & Hayden
7970 E Thompson Peak Pkwy